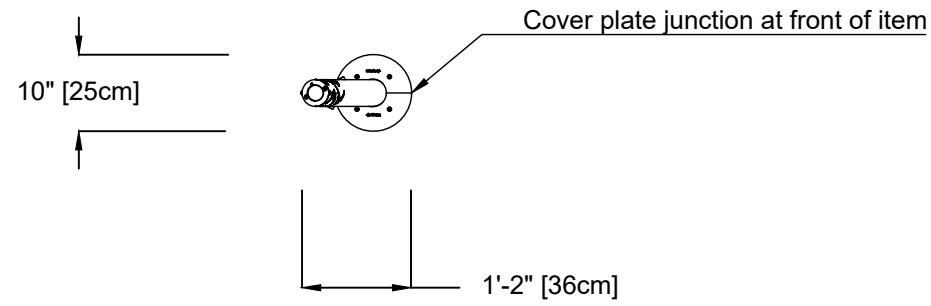



PLAN VIEW



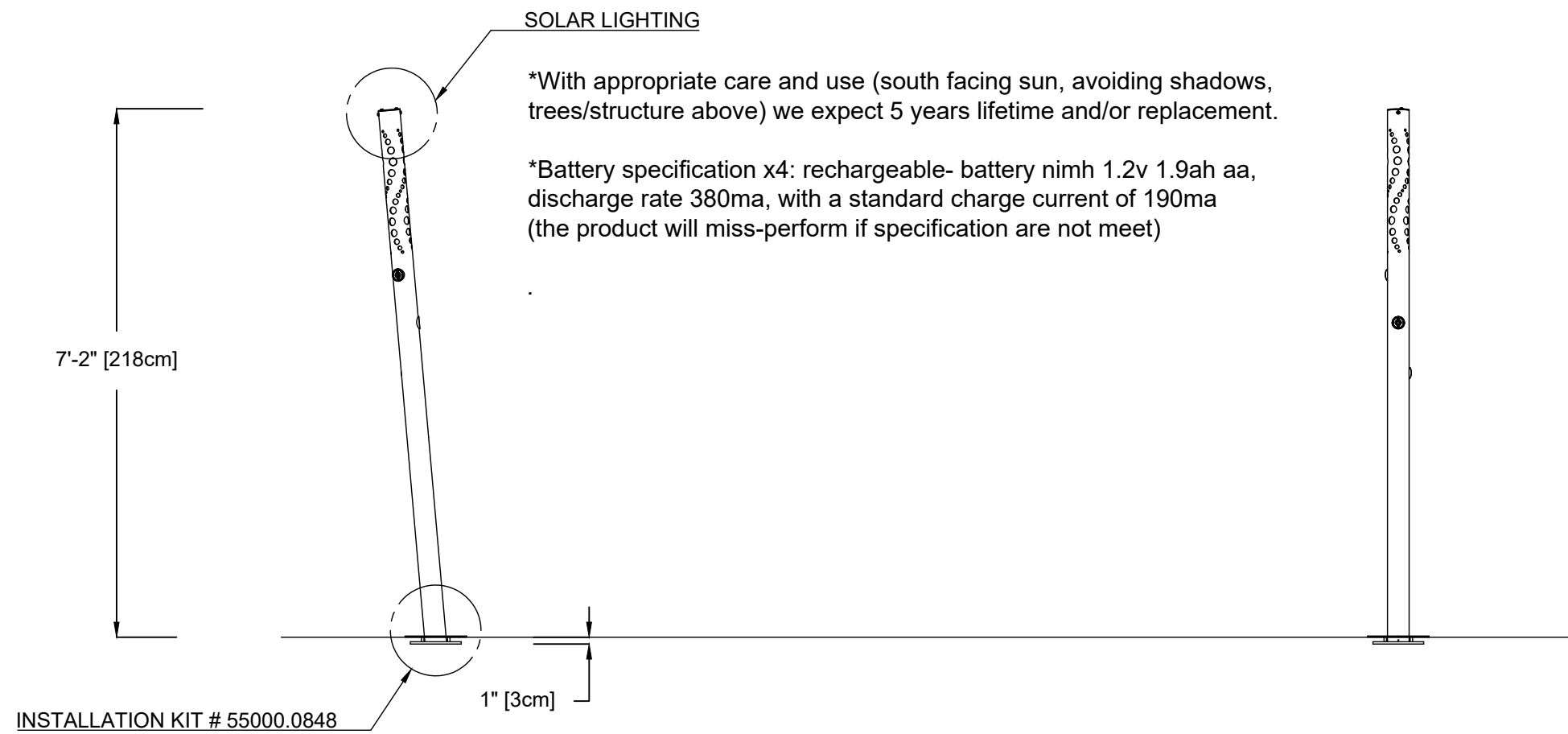
SAFESWAP ORIENTATION VIEW



THE PRODUCT SHOULD BE CONNECTED TO DRINKING WATER.

SIDE ELEVATION VIEW

FRONT ELEVATION VIEW



PRODUCT NAME: GLOMIST NANO

PRODUCT NUMBER: 7248.200X

DATE: 09/23/22

PRODUCT INFORMATION

SHEET NO: 1/1

11"x17" SHEET SIZE



DRINKING WATER LINE INLET 1" (25mm) NPT. (FEMALE)
 MIN. 2° SLOPE BACK TO WATER SUPPLY. REFER TO
 CONSTRUCTION DOCUMENTS FOR LINE SIZE DETAILS.
 (LINE CONNECTION SUPPLIED BY INSTALLER)

1/2" (13mm) DRAIN LINE MIN. 2° SLOPE BACK TO DRAINAGE.
 REFER TO CONSTRUCTION DOCUMENTS FOR LINE SIZE
 DETAILS. (LINE CONNECTION SUPPLIED BY INSTALLER)

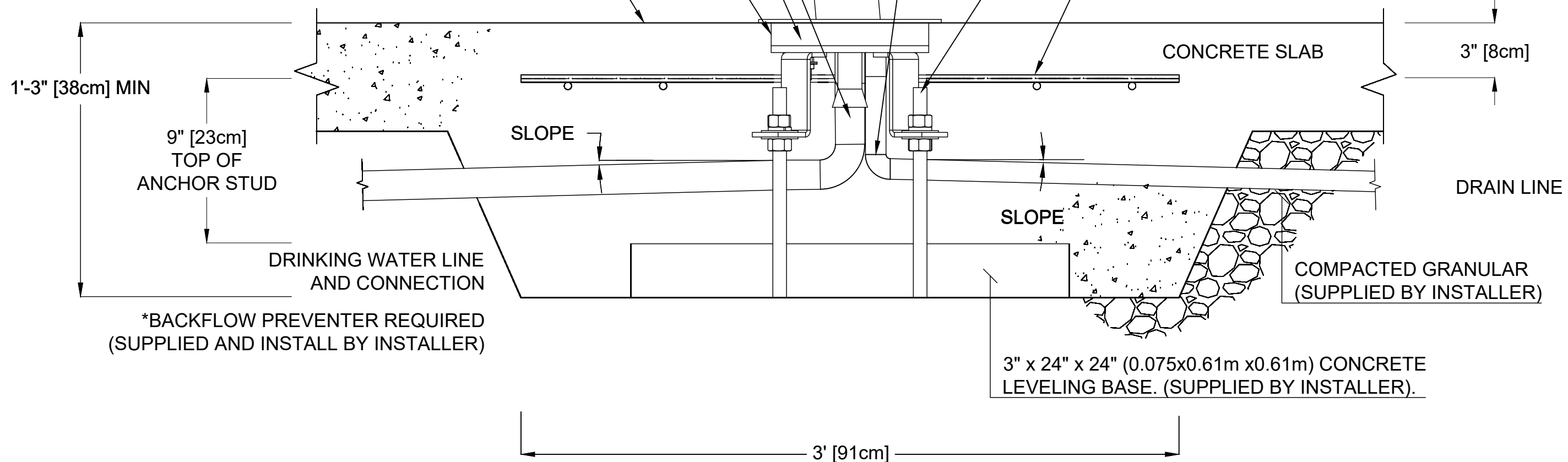
3/8" (10mm) EARTH
 GROUNDING STUD

SAFESWAP™ ANCHORING SYSTEM TO BE
 INSTALLED LEVEL, PLUMB & FLUSH TO
 FINISHED GRADE DIA. 8 5/8" (219mm)

4 X 3/4" (20mm) S.S. HEIGHT & LEVELING CONTROL
 ANCHOR STUDS WITH HARDWARE.
 DRILL & EPOXY GROUT STUDS (DONE BY INSTALLER)

CONCRETE SURFACE. VERIFY LOCAL
 CODES FOR TYPE, THICKNESS &
 REINFORCEMENT REQUIREMENTS

#5 (15M) REBAR
 12" (30cm) C/C BOTH DIRECTIONS
 3'(91cm) LENGTH (SUPPLIED BY INSTALLER)



*BACKFLOW PREVENTER REQUIRED
 (SUPPLIED AND INSTALL BY INSTALLER)

3" x 24" x 24" (0.075x0.61m x0.61m) CONCRETE
 LEVELING BASE. (SUPPLIED BY INSTALLER).

PRODUCT NAME: INSTALLATION KIT GLOMIST
PRODUCT NUMBER: 55000.0848

PRODUCT INFORMATION		
DATE: 09/29/21	SHEET NO: 1/1	11"x17" SHEET SIZE

